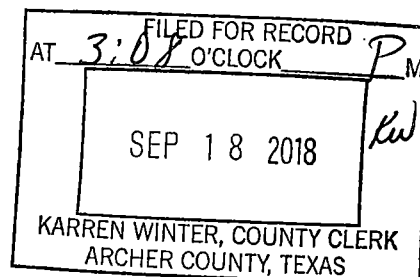


The State of Texas

County of Archer

North Central Texas – Created 1858 – Organized 1880



Annual Budget Of Archer County, Texas


For Fiscal Year 2019
October 1, 2018 to September 30, 2019

Filed with the County Clerk of Archer County

September 10, 2018

County of Archer

North Central Texas – Created 1858 – Organized 1880



September 10, 2018

To the Citizens of Archer County, Texas,

We are submitting the Annual Budget for Archer County, Texas for the fiscal year beginning October 1, 2018 and ending September 30, 2019. This budget, for a county with an estimated population of 9,200, anticipates total receipts of \$6,430,995 and total expenditures of \$7,806,093. Approximately 65% of the receipts are realized through a proposed ad valorem tax levy of \$4,185,143. The remainder of the receipts comes from other local sources, the ½ cent sales tax, fines, fees, and other various state payments.

Please note that the value of appraised property in Archer County increased from \$653,766,250 to \$656,137,780, an increase of \$2,371,530.

Archer County issued a series of certificates of obligation in the principal amount of \$5,245,000 for the construction of the Archer County Law Enforcement Center during the Fiscal Year Ended September 30, 2010. Of the \$4,261,092 proposed ad valorem tax, \$406,389 has been levied to service the debt.

This proposed budget will raise \$2,690 less total property taxes than last year's budget.


Following is the Tax Rate Breakdown:

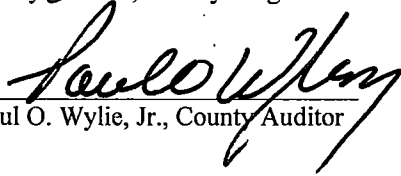
	FY 2019 Adopted	FY 2019 Effective	FY 2019 Rollback	FY 2018 Adopted
General Fund:	0.44795	0.44795	0.48676	0.45370
Road and Bridge General Fund:	0.04977	0.04977	0.05409	0.05041
Road and Bridge Special Fund:	0.03782	0.03782	0.04084	0.03811
Farm to Market and Lateral Road:	0.05552	0.05552	0.05996	0.06131
Debt Service:	0.07318	0.07318	0.07318	0.07150
Total Tax Rate:	0.66424	0.66424	0.71483	0.67503

More detailed information can be found in the enclosed budget.

We will be pleased to answer any questions you may have.

Respectfully submitted,


Randy Jackson, County Judge


Paul O. Wylie, Jr., County Auditor

ARCHER COUNTY, TEXAS
BUDGET SUMMARY
FOR THE FISCAL YEAR ENDED SEPTEMBER 30, 2019

	General Fund	Road & Bridge	Debt Service	Other Special Revenue	Total All Funds
Cash Balance, Beginning of Year	1,836,741	578,367	183,485	1,174,229	3,772,822
REVENUES:					
Ad Valorem Tax Levy	2,863,813	914,941	406,389	-	4,185,143
Delinquent Ad Valorem Taxes	65,000	20,000	9,800	-	94,800
1/2 Cent Sales Tax	280,885	-	-	-	280,885
Other Taxes	2,500	315,000	-	-	317,500
Royalties	33,000	-	-	-	33,000
Misc. Grants	10,161	-	-	28,000	38,161
Interest Income	12,291	30	325	-	12,646
Rental Revenues	14,400	-	-	-	14,400
State Supplements	48,533	30,000	-	-	78,533
Fees & Fines	532,297	120,000	-	-	652,297
Inmate Housing	50,000	-	-	-	50,000
Tax Abatement Payments	522,950	-	-	-	522,950
Health Insurance Rebates	-	-	-	-	-
All Other	47,360	-	-	103,320	150,680
TOTAL REVENUES	4,483,190	1,399,971	416,514	131,320	6,430,995
Budgeted Transfer In From General Reserves	-	-	-	321,981	321,981
Budgeted Transfer In From Other Funds	-	-	-	56,300	56,300
TOTAL RESOURCES AVAILABLE	6,319,931	1,978,338	599,999	1,683,830	10,582,098
EXPENDITURES:					
Salaries & Wages	2,011,842	626,703	-	20,400	2,658,945
Benefits	669,186	226,992	-	2,054	898,233
Other Operating Expenses	2,230,441	1,124,643	-	475,047	3,830,131
Debt Service	-	-	415,123	-	415,123
TOTAL EXPENDITURES	4,911,469	1,978,338	415,123	497,501	7,802,432
Budgeted Transfer Out To Other Funds	59,900	-	-	28,000	87,900
TOTAL RESOURCES USED	4,971,369	1,978,338	415,123	525,501	7,890,332
Projected Cash Balance, End of Year	1,348,562	(0)	184,876	1,158,329	2,691,766

ARCHER COUNTY, TEXAS
GENERAL FUND REVENUE SUMMARY
FOR THE FISCAL YEAR ENDED SEPTEMBER 30, 2019

	FY 2015	FY 2016	FY 2017	FY 2018	FY 2019	BUDGET
	ACTUAL	ACTUAL	ACTUAL	BUDGET	BUDGET	INCREASE/ DECREASE
	REVENUES	REVENUES	REVENUES	FILED	PROPOSED	
Estimated Cash Balance, Beginning of Year					1,836,741	
REVENUES:						
Current Ad Valorem Taxes	2,527,440	2,867,014	2,888,365	2,918,407	2,863,813	(54,594)
Delinquent Ad Valorem Taxes	83,888	86,011	67,980	60,000	65,000	5,000
Interest Income	3,898	3,687	10,595	3,051	12,291	9,240
Jury Fee Reimbursement from State	1,734	2,278	1,734	2,635	1,360	(1,275)
Indigent Defense Grant	10,177	10,625	10,763	1,600	10,161	8,561
Capital Lease Proceeds	-	70,613				-
Sale of Constable Autos/Equipment		1,300	30,506			
Insurance-Claim Proceeds	9,170		4,994			-
Prior Year Reimbursements	17,124	1,601	23,753	-		-
Prior Year Revenues	14,459					-
Royalties	66,325	33,855	75,404	33,000	33,000	-
Sales Tax	344,980	263,441	290,749	250,000	280,885	30,885
Mixed Beverage Tax	1,975	1,438	2,734	2,500	2,500	-
County Sheriff	9,961	8,933	12,792	9,500	15,000	5,500
District Clerk Fees	2,203	2,020	1,786	1,500	2,000	500
County Clerk Fees	72,593	64,957	71,871	62,000	65,000	3,000
WIC/State Nurse Building Rent	2,400	2,600	2,200	2,400	2,400	-
Appraisal District Rent	9,000	9,750	8,250	9,000	9,000	-
Tax Assessor - Collector Fees	172,290	84,676	145,415	145,000	152,500	7,500
County Clerk Court Fees	40,844	56,358	47,830	51,500	53,000	1,500
Delinquent Tax Atty. Fees Received	18,482	19,435	19,832	16,750	19,000	2,250
District Clerk Court Fees	44,426	41,568	39,407	35,000	29,000	(6,000)
State Criminal Costs Revenues	9,396	9,672	9,361	11,500	10,000	(1,500)
Seat Belt Revenue	522	331	782	300	400	100
State Salary Supplements	38,303	50,686	48,749	48,533	48,533	-
State Civil Fee Revenue	115	118	199	85	113	28
Drug Court Payment Revenue	187	254	263	175	233	58
Other - Jury Fees	90	250	255	100		(100)
Court Reporter Service Fee	-					-
Activity Building Revenue	3,450	2,984	3,300	3,000	3,000	-
Miscellaneous Income	5,262	7,147	11,299	12,000	25,000	13,000
Retirees Ins. Prem. Rec'd.	18,515	21,094	20,766	21,000	21,000	-
District Court Ins Reimbursements	4,314	4,945				-
Bond Forfeitures	-					-
Justice of the Peace Fees	153,207	168,467	167,248	172,113	185,000	12,887
Inmate Housing Revenue	66,424	71,820	85,233	70,000	50,000	(20,000)
Court Ordered Restitution			4,804			
Forest Service Bldg Rent	-					-
Constable #1			683			
Constable #2	-	350	150		600	600
Constable #4	-				450	450
Out of County Inmate Transportation	294	638	377	600		(600)
Inmate Work Crew Reimbursement		300				
BP Trinity Hill Abatement Payment	187,500	187,500	187,500	187,500	187,500	-
Bobcat Bluff Abatement Payment	62,500	125,000	187,500	187,500	187,500	-
Windthorst II Holdings, LLC Abatement Payment	-	102,950	147,950	147,950	147,950	-
Wrecker Service Revenenue	2,975	12,800	5,500	5,500		(5,500)
Sale of Sheriff Office Autos	25,500	14,400	28,703			-
Health Insurance Rebates						-
Transfers In - Grants Fund	28,387	31,373		31,000		(31,000)
TOTAL:	4,060,310	4,445,239	4,667,582	4,502,699	4,483,190	(19,509)
Total Resources Available					6,319,931	

ARCHER COUNTY, TEXAS
GENERAL FUND EXPENSE SUMMARY
FOR THE FISCAL YEAR ENDED SEPTEMBER 30, 2019

		FY 2015	FY 2016	FY 2017	FY 2018	FY 2019	BUDGET
		ACTUAL	ACTUAL	ACTUAL	BUDGET	BUDGET	INCREASE/
		EXPENSES	EXPENSES	EXPENSES	FILED	PROPOSED	DECREASE
Dept #	EXPENDITURES						
	GENERAL FUND BREAKDOWN						
410	County Judge & Comm. Court	122,636	153,859	150,534	158,218	162,063	3,846
411	Courthouse & Building Maintenance	172,758	163,727	139,972	175,600	176,600	1,000
412	Non-Departmental	1,152,195	1,104,063	1,272,648	1,215,316	1,304,045	88,728
413	County Clerk	125,160	128,770	133,425	136,986	140,768	3,782
414	District Clerk	130,477	139,677	138,652	162,893	163,032	139
415	Elections	61,226	78,528	69,624	102,883	114,797	11,915
416	District Court	77,724	98,157	97,937	134,251	135,985	1,734
417	District Attorney	80,802	61,664	77,171	84,122	84,384	262
418	County Attorney	122,892	131,216	117,118	132,452	143,174	10,721
419	Tax Assessor/Collector	157,048	156,288	177,681	163,218	165,555	2,337
420	County Treasurer	101,536	103,694	104,873	111,084	113,408	2,324
421	Constable 1	32,805	23,448	34,640	33,440	34,196	756
422	Constable 2	18,428	51,041	32,491	38,255	39,202	947
424	Constable 4	53,763	51,058	71,656	67,911	69,338	1,427
425	County Sheriff	1,112,071	1,186,471	1,277,294	1,299,247	1,392,200	92,953
426	Indigent Health Care	106,008	75,024	109,892	159,411	160,504	1,094
427	County Extension	61,191	59,302	48,468	66,557	77,574	11,017
428	EMS	43,964	53,331	53,850	61,704	62,549	845
429	Auditor	73,198	84,333	75,024	77,545	78,976	1,431
430	Library	53,817	53,198	33,511	60,119	58,655	(1,465)
431	JP 1	93,196	97,034	103,225	111,101	116,923	5,822
432	JP 2	58,880	9,909	44,404	63,571	64,563	993
433	JP 3	6,520	5,402	11,495	13,482	13,990	508
434	JP 4	44,903	46,870	50,497	54,361	55,873	1,512
435	Museum	4,105	2,831	3,055	4,750	1,750	(3,000)
436	Veterans' Affairs	-	-	6,428	9,300	9,300	-
437	Other Departments	23,580	23,521	26,524	27,117	28,363	1,246
	TOTAL EXPENDITURES	4,090,883	4,142,417	4,462,089	4,724,895	4,967,769	242,875
	Excess of Available Resources						
	Over (Under) Expenditures	(30,573)	302,822	205,493	(222,196)	(484,579)	
	Estimated Cash Balance, End of Year					1,352,162	

ARCHER COUNTY, TEXAS
GENERAL FUND REVENUE SUMMARY
FOR THE FISCAL YEAR ENDED SEPTEMBER 30, 2019

	FY 2015 ACTUAL	FY 2016 ACTUAL	FY 2017 ACTUAL	FY 2018 BUDGET FILED	FY 2019 BUDGET PROPOSED
Revenues	4,060,310	4,445,239	4,667,582	4,502,699	4,483,190
Budgeted Transfers in From General Reserves				26,916	
Budgeted Transfers in From Reserves - Insurance Reimbursement					
Total Resources Available	4,060,310	4,445,239	4,667,582	4,529,615	4,483,190
Expenditures	4,090,883	4,142,417	4,462,089	4,724,895	4,967,769
Excess of Available Resources Over (Under) Expenditures	(30,573)	302,822	205,493	(195,280)	(484,579)
Estimated Cash Balance, Beginning of Year					\$ 3,298,586
Estimated Cash Balance, End of Year					\$ 2,814,007

The State of Texas

County of Archer

North Central Texas – Created 1858 – Organized 1880

FY 2019

General Fund

#410 COUNTY JUDGE & COMM. COURT					
	FY 2015	FY 2016	FY 2017	FY 2018	FY 2019
	ACTUAL	ACTUAL	ACTUAL	BUDGET	BUDGET
	EXPENSES	EXPENSES	EXPENSES	FILED	PROPOSED
EXPENDITURES					
Salary: County Judge	60,198	74,811	100,841	72,658	72,658
Salaries: County Judge Staff	27,168	27,968		27,968	27,968
Salaries: Temporary Staff	520	-			
Stipend		8,033	7,726	6,731	6,731
Incentive	700	700	700	700	700
Longevity	390		1,509	3,017	5,246
Cell Phone Allowance	450	600	600	600	600
FICA	6,834	8,577	8,770	8,543	8,714
Retirement	7,089	8,545	7,656	7,351	7,498
Office Supplies	1,522	1,607	1,191	1,500	1,500
Office Machine/Furniture Purchases	-	976		1,000	1,000
Office Machine Repairs	130			500	500
Telephone	2,061	2,488	2,158	2,300	2,600
Conference/Education	1,528	822	718	1,250	1,250
Court Appointed Attorneys - Cnty Court	5,175	6,140	8,415	10,000	10,000
Court Reporters - County Court	595	347	570	1,250	1,500
County Court Expense	1,098		50	850	850
Visiting Judges	416	1,277		1,500	1,500
Office Machine Lease	190	456			
County Court Software	5,520	5,520	5,520	5,250	5,250
Committments	-	4,980	3,156	3,500	3,500
Jury Fees	486	12	204	1,000	1,000
County Judge Expense Account	566		750	750	1,500
TOTAL EXPENDITURES	122,636	153,859	150,534	158,218	162,063
Increase/(Decrease) in Budget					3,846

#411 COURTHOUSE AND BLDG MAINT					
	FY 2015	FY 2016	FY 2017	FY 2018	FY 2019
	ACTUAL	ACTUAL	ACTUAL	BUDGET	BUDGET
	EXPENSES	EXPENSES	EXPENSES	FILED	PROPOSED
EXPENDITURES					
Custodian Salary	24,214	15,815		-	-
Incentive	700	700		-	-
Longevity	240	225		-	-
FICA	1,917	1,276		-	-
Retirement	2,009	1,285		-	-
Archer Cnty Showbarn Expenses	1,658	1,459	1,283	1,750	1,750
Archer City Activity Building Utilities	10,619	9,535	9,217	13,500	13,500
Archer City Activity Building Repairs & Maint.	2,071	5,211	1,008	2,500	2,500
Medical Building Repairs/Maint.	1,333		395		
Bowman Utilities & Misc. Expenses	3,470	1,375	1,403	1,500	1,500
Elevator Telephone/Equip/	1,705	1,854	1,960	1,850	1,850
Courthouse Utilities	18,659	20,029	21,524	23,000	23,000
Courthouse Annex Utilities	15,925	15,119	14,851	21,000	21,000
Holliday Activity Building Utilities & Misc Exp	7,481	7,168	9,944	10,000	10,000
State Nurse Bldg Repairs/Maint	461	620	5,010	1,500	1,500
State Nurse Utilities	4,259	4,096	3,767	4,300	4,300
Law Enforcement Center Utilities	44,363	41,089	42,225	53,500	53,500
County Services Utilities (Old Jail)	222	181	146	350	350
County Bldgs Repairs & Maintenance	-			5,000	5,000
Courthouse - Repairs & Maintenance	19,995	28,252	16,036	23,500	23,500
Courthouse Annex - Repairs & Maintenance	5,309	2,952	5,473	5,000	6,000
Janitorial/General Supplies	3,865	3,263	3,447	5,000	5,000
Insect and Termite Control	2,283	2,223	2,283	2,350	2,350
TOTAL EXPENDITURES	172,758	163,727	139,972	175,600	176,600
Increase/(Decrease) in Budget					1,000

#412 NON-DEPARTMENTAL						
		FY 2015	FY 2016	FY 2017	FY 2018	FY 2019
		ACTUAL	ACTUAL	ACTUAL	BUDGET	BUDGET
		EXPENSES	EXPENSES	EXPENSES	FILED	PROPOSED
EXPENDITURES						
0117	Medical Insurance Premiums - Employer	546,049	445,752	435,617	347,663	350,010
0118	Cancer and Life Insurance Premiums - Employer	15,866	16,236	20,939	16,800	18,705
0120	HSA Funding			162,458	126,000	156,000
0210	Audit Expense	15,500	15,650	15,750	16,000	17,000
0211	Interpreter Expense	757	504	686	1,200	1,200
0215	SO/Public Info and Cable Expense	2,671	2,703	2,968	2,700	3,500
0306	EOC Telephone/Fax	1,573	1,647	2,004	1,600	1,800
0307	Annex Fax	444	77	248	850	850
0310	Office Supplies	2,487	1,946	1,639	2,800	2,800
0311	Postage /Postage Meter	24,409	26,443	23,135	26,500	26,500
0312	Internet Service	2,832	2,832	2,840	3,000	3,000
0313	IT Network Repairs/Maintenance/Leasing	45,260	40,245	84,387	92,640	95,500
0314	Publishers Certificates	2,814	2,144	1,906	2,500	2,500
0315	Worker's Compensation Expense	36,168	36,391	36,299	40,000	40,000
0316	Unemployment Expense	7,553	8,195	12,791	8,000	10,000
0317	Out of County Jail Housing	-	-	-	250	250
0318	Inmate Medical Expenses	43,170	27,721	30,027	35,000	35,000
0320	IT Network Repairs/Maintenance - Sheriff	9,577	11,471	3,784	6,000	8,000
0323	Inmate Work Crew Expenses	1,733	1,481	2,087	2,000	2,500
0324	Telephone System		30,197			
0439	Drug Screen/Employee Testing	1,134	2,172	898	2,500	2,500
0440	Air Evac Coverage	850	850	850	1,080	1,080
0442	Probation Department Expense	1,080	1,191	540	1,000	1,000
0443	Probation Office Telephone	1,623	1,705	1,795	1,700	1,700
0444	Ambulance Service	8,140	8,140	8,140	20,427	45,000
0446	Appraisal District Payments	68,164	81,948	95,772	95,772	100,000
0447	Notary Bonds	642	190	1,544	1,000	1,200
0448	Generators/Repeater Expenses	12,043	13,285	10,936	13,600	15,000
0463	Dues	5,841	6,236	6,880	6,500	7,000
0466	Property and General Liability Insurance	39,699	41,270	43,847	47,000	47,000
0467	Public Officials General Liability Insurance	11,388	8,407	13,750	17,500	17,500
0468	Automobile & Inland Marine Equipment Insurance	44,894	44,519	45,655	53,000	53,000
0469	Law Enforcement Professional Liability Insurance	11,724	11,724	12,244	16,000	16,000
0472	Service Centers Supplement	10,200	10,200	10,200	11,400	11,400
0476	Juvenile Probation Administrative	37,635	40,705	32,388	40,705	48,000
0477	Juvenile Probation Placement	600	3,500	6,000	12,000	12,000
0478	Post Mortem Services	19,054	16,465	31,677	30,000	30,000
0486	Retirees Insurance Premiums	18,519	19,615	22,600	25,002	23,000
	IT Hardware Leasing	20,130	39,503			
0536	Volunteer Fire Departments - Transfer Out to Fund #75	56,300	56,300	56,300	56,300	56,300
0537	Redistricting Services					
0538	CIRA Website and Email Services	1,894	1,914	1,936	2,000	2,500
0557	Delinquent Taxes Attorney Fees	18,473	18,644	19,091	17,500	25,000
0558	Mental Health Services	-	-	-	2,750	2,750
0559	Indigent Public Defender Insurance	-	1,576	1,576	1,577	2,500
0577	Miscellaneous Expense	3,305	2,062	1,373	4,000	4,000
	Legal Fees	-	307	7,091		
	Satellite Phone	-	-	-		
		-	-	-		
0578	Economic Development				3,500	3,500
	TOTAL EXPENDITURES	1,152,195	1,104,063	1,272,648	1,215,316	1,304,045
	Increase/(Decrease) in Budget					88,728

#413 COUNTY CLERK					
	FY 2015	FY 2016	FY 2017	FY 2018	FY 2019
	ACTUAL	ACTUAL	ACTUAL	BUDGET	BUDGET
	EXPENSES	EXPENSES	EXPENSES	FILED	PROPOSED
EXPENDITURES					
Salaries: County Clerk	40,500	42,524	99,694	42,524	42,524
Salaries: Clerk Staff	54,447	55,650		57,169	57,169
Salaries: Temporary Staff	-				
Meal Reimbursement					100
Incentive	1,400	1,400	1,225	1,400	1,400
Longevity	3,240	3,480	4,794	6,788	9,742
FICA	7,515	7,710	8,032	8,253	8,487
Retirement	7,949	7,869	7,305	7,101	7,296
Office Supplies	3,128	2,551	2,702	3,500	3,500
Office Machine/Furniture Purchase	-	-	1,035	1,250	1,250
Office Machine Repairs	-	-	134	500	500
Telephone	2,485	2,758	2,955	2,500	2,500
Conference / Education	2,521	2,771	3,568	3,500	3,800
Office Machine Lease	1,975	2,057	1,981	2,500	2,500
Software - County Clerk	-	-		-	
TOTAL EXPENDITURES	125,160	128,770	133,425	136,986	140,768
Increase/(Decrease) in Budget					3,782

#414 DISTRICT CLERK					
	FY 2015	FY 2016	FY 2017	FY 2018	FY 2019
	ACTUAL	ACTUAL	ACTUAL	BUDGET	BUDGET
	EXPENSES	EXPENSES	EXPENSES	FILED	PROPOSED
EXPENDITURES					
Salaries: District Clerk	40,500	42,524	99,694	42,524	42,524
Salaries: Clerk Staff	54,447	57,169		57,169	57,169
Salaries: Temporary Staff	-			-	-
Stipend			1,122		
Meal Reimbursement					
Incentive	1,400	1,400	1,400	1,400	1,400
Longevity	1,725	1,800	3,794	5,788	5,910
FICA	7,219	7,443	7,697	8,176	8,186
Retirement	7,828	7,856	7,324	7,035	7,043
Office Supplies	1,681	2,161	2,345	2,500	2,500
Office Machine/Furniture Purchases	-	418	350	4,500	4,500
Office Machine Repairs	-			500	500
Telephone	1,728	2,106	1,917	2,300	2,300
Conference / Education	759	3,447	1,489	3,500	3,500
Office Machine Lease	-				
Software	11,520	11,520	11,520	25,000	25,000
Records Management - District	1,670	1,833		2,500	2,500
TOTAL EXPENDITURES	130,477	139,677	138,652	162,893	163,032
Increase/(Decrease) in Budget					139

#415 ELECTIONS					
	FY 2015	FY 2016	FY 2017	FY 2018	FY 2019
	ACTUAL	ACTUAL	ACTUAL	BUDGET	BUDGET
	EXPENSES	EXPENSES	EXPENSES	FILED	PROPOSED
EXPENDITURES					
Salaries: Election Administrator/IHC Coordinator	14,537	15,263	15,263	15,263	15,263
Salaries: Asst. Election Administrator/IHC Coordinator	13,906	14,600	14,601	14,601	14,601
Temporary Part Time	6,995	14,960	5,847	24,000	24,000
Stipend		4,017	3,863	3,366	3,366
Longevity	1,920	2,040	2,637	3,235	4,192
Incentive	700	700	700	700	700
Retirement	2,481	2,794	2,566	2,446	2,509
FICA	2,823	3,823	3,272	4,679	4,752
Election Judges and Clerks	1,733	2,263	4,980	2,000	5,000
Polling Place Rent	400	150	450	450	600
Voting Machine Delivery/Pickup	-		113	325	500
Interpreters	60	180		300	300
Election Supplies	627	3,455	1,243	2,500	2,500
Office Machine/Furniture Purchase			30		3,000
Office Machine Repairs	-	385	73	300	300
Telephone	755	1,005	1,096	800	1,000
Election Related Conference/Education	92		40	2,000	2,000
Office Machine Lease	549	312	338	315	315
Election Software	11,608	12,089	12,512	14,004	16,800
Voter Registration Card Mail Out	-			1,200	1,200
Election Mileage Expense	116	492		900	900
Election Kits					1,500
Elections Equipment Purchases	1,924			9,500	9,500
TOTAL EXPENDITURES	61,226	78,528	69,624	102,883	114,797
Increase/(Decrease) in Budget					11,915

#416 DISTRICT COURT					
	FY 2015	FY 2016	FY 2017	FY 2018	FY 2019
	ACTUAL	ACTUAL	ACTUAL	BUDGET	BUDGET
	EXPENSES	EXPENSES	EXPENSES	FILED	PROPOSED
EXPENDITURES					
Salaries: District Court Reporter	19,868	20,862	20,862	20,862	20,862
Salaries: District Court Coordinator	9,937	14,098	10,434	10,434	10,434
Longevity	1,214	814	455	1,402	2,351
Salaries: Asst District Court Coordinator	-	-	-	-	-
Part-time Staff	-	-	-	-	-
Incentive	322	356	322	-	-
FICA	2,398	2,764	2,555	2,501	2,574
Retirement	2,501	2,760	2,216	2,152	2,215
Office Machine/Furniture/Equipment Purchase	1,262	30	928	2,000	2,000
District Court Office Machine Repairs	260	111	-	150	150
Telephone	1,609	1,660	1,678	1,600	1,600
Court Appointed Attorneys	25,591	39,912	48,315	35,000	35,000
Temporary Court Reporters	175	-	170	750	750
District Court Miscellaneous Expenses	2,113	840	1,140	1,500	1,500
Expert Witness Expense	-	800	-	500	500
Mileage Expense	-	115	-	-	-
Court Reporter Expense	282	3,788	1,470	3,400	3,400
Court Coordinator Expenses	2,684	160	1,092	2,000	2,650
Software Conversion	-	-	-	27,500	27,500
Visiting Judges	620	346	138	1,000	1,000
Office Machine/Equipment Lease	2,166	2,267	1,717	3,500	3,500
Jury Fees	4,722	6,474	4,445	18,000	18,000
TOTAL EXPENDITURES	77,724	98,157	97,937	134,251	135,985
Increase/(Decrease) in Budget					1,734

#417 DISTRICT ATTORNEY						
	FY 2015	FY 2016	FY 2017	FY 2018	FY 2019	
	ACTUAL	ACTUAL	ACTUAL	BUDGET	BUDGET	
	EXPENSES	EXPENSES	EXPENSES	FILED	PROPOSED	
EXPENDITURES						
District Attorney's Assistant & Investigator	-	-	-			
Other District Attorney Expenses	80,802	61,664	77,171	84,122	84,384	
TOTAL EXPENDITURES	80,802	61,664	77,171	84,122	84,384	
Increase/(Decrease) in Budget						262

#418 COUNTY ATTORNEY					
	FY 2015	FY 2016	FY 2017	FY 2018	FY 2019
	ACTUAL	ACTUAL	ACTUAL	BUDGET	BUDGET
	EXPENSES	EXPENSES	EXPENSES	FILED	PROPOSED
EXPENDITURES					
Salaries: County Attorney	68,532	70,858	70,791	70,791	70,791
Salaries: County Attorney Staff	23,433	28,796	29,202	29,202	29,202
Salaries: Regular Part-time Staff	2,880	1,200			2,000
Longevity	480	660	1,189	2,722	4,856
Incentive	700	700	379	700	700
Retirement	7,437	7,710	7,013	6,807	7,079
FICA	7,245	7,718	7,314	7,911	8,227
Office Supplies	302	666	1,230	2,000	2,000
Case Management Software	6,240	6,240		6,240	6,240
Office Machine/Furniture/Equipment Purchases	1,649			500	500
Office Equipment Repairs	-			150	150
Telephone	1,691	1,874		1,625	1,625
Conference / Education	1,498	4,055		3,000	3,000
Court Expenses					6,000
Office & Equipment Lease	805	739		804	804
Cnty Attorney Expense Account	-	-		-	-
Miscellaneous Expense	-	-		-	-
TOTAL EXPENDITURES	122,892	131,216	117,118	132,452	143,174
Increase/(Decrease) in Budget					10,721

#419 TAX ASSR-COLLECTOR					
	FY 2015	FY 2016	FY 2017	FY 2018	FY 2019
	ACTUAL	ACTUAL	ACTUAL	BUDGET	BUDGET
	EXPENSES	EXPENSES	EXPENSES	FILED	PROPOSED
EXPENDITURES					
Salaries: Tax Assessor - Collector	40,500	42,524	105,520	42,524	42,524
Salaries: Staff	57,700	57,170		57,169	57,169
Part time help	-	90			
Longevity	7,725	6,600	5,256	5,153	7,199
Incentive	1,400	992	1,575	1,400	1,400
Retirement	8,561	8,190	7,812	6,994	7,128
FICA	8,078	8,103	8,641	8,128	8,284
Office Supplies	1,881	2,040	1,634	2,500	2,500
Office Machine/Furniture Purchases	-	185	1,629	250	250
Office Machine Repairs		78			
Telephone	2,636	2,878	2,886	2,600	2,600
Conference / Education	1,015	1,011	2,800	4,000	4,000
Office Machine Lease	460	480	480	600	600
Computer Lease	14,760	16,605	27,070	19,400	19,400
Data Processing (Statements)	12,332	9,342	12,378	12,500	12,500
TOTAL EXPENDITURES	157,048	156,288	177,681	163,218	165,555
Increase/(Decrease) in Budget					2,337

#420 COUNTY TREASURER					
	FY 2015	FY 2016	FY 2017	FY 2018	FY 2019
	ACTUAL	ACTUAL	ACTUAL	BUDGET	BUDGET
	EXPENSES	EXPENSES	EXPENSES	FILED	PROPOSED
EXPENDITURES					
Salaries: County Treasurer	40,500	42,524	71,151	42,524	42,524
Salaries: Treasurer Staff	26,531	26,768		29,202	29,202
Salaries: Temporary Staff	-	574			
Longevity	2,200	1,440	2,291	3,725	5,760
Incentive	700	554	175	700	700
Retirement	5,584	5,489	5,073	5,013	5,147
FICA	4,267	4,834	5,316	5,826	5,981
Office Supplies	3,038	1,871	1,281	2,500	2,500
Office Machine/Furniture/Equipment Purchases	-	-	250	750	750
Office Equipment Repairs	-			200	200
Telephone	845	965	929	1,225	1,225
Conference / Education	1,505	2,249	1,989	3,000	3,000
Office Machine Lease / Support-Maintenance	366	426	418	420	420
Software	16,000	16,000	16,000	16,000	16,000
TOTAL EXPENDITURES	101,536	103,694	104,873	111,084	113,408
Increase/(Decrease) in Budget					2,324

#421 CONSTABLE 1					
	FY 2015	FY 2016	FY 2017	FY 2018	FY 2019
	ACTUAL	ACTUAL	ACTUAL	BUDGET	BUDGET
	EXPENSES	EXPENSES	EXPENSES	FILED	PROPOSED
EXPENDITURES					
Salaries: Constable	12,740	13,377	13,377	13,377	13,377
Cell Phone Allowance	600	600	600	600	600
Longevity	120	240	508	775	1,403
Retirement	1,073	1,085	1,000	971	1,052
FICA	615	754	1,157	1,129	1,177
Office Supplies	81			200	200
Cop Sync			836	1,000	1,000
Fuel & Oil	2,354	2,809	2,024	3,500	3,500
Conference/Education	411	731	1,015	1,000	1,000
Auto R&M	8,619	1,261	1,760	2,000	2,000
Uniforms	320	976	167	400	400
Auto Purchase / Lease	-		10,901	7,888	7,888
Equipment Purchases	5,872	1,615	1,295	600	600
Constable #1 Expense Account	-				
TOTAL EXPENDITURES	32,805	23,448	34,640	33,440	34,196
Increase/(Decrease) in Budget					756

#422 CONSTABLE 2					
	FY 2015	FY 2016	FY 2017	FY 2018	FY 2019
	ACTUAL	ACTUAL	ACTUAL	BUDGET	BUDGET
	EXPENSES	EXPENSES	EXPENSES	FILED	PROPOSED
EXPENDITURES					
Salaries: Constable	12,740	13,377	13,377	13,377	13,377
Stipend			5,048	6,731	6,731
Cell Phone Allowance	600	600	600	600	600
Longevity	120	240	508	775	1,403
Retirement	1,073	1,085	1,337	1,414	1,686
FICA	1,030	1,081	1,587	1,643	1,691
Office Supplies	-			200	200
Fuel & Oil	1,667	2,269	2,254	3,500	3,500
Conference/Education	1,158	419	-	750	750
Auto Repairs & Maintenance	40	774	454	500	500
Uniforms	-			300	300
Auto Purchase/Lease	-	30,926	7,326	7,714	7,714
Equipment Purchases	-	270		750	750
Constable #2 Expense Account	-				
TOTAL EXPENDITURES	18,428	51,041	32,491	38,255	39,202
Increase/(Decrease) in Budget					947

#423 CONSTABLE 3						
		FY 2015	FY 2016	FY 2017	FY 2018	FY 2019
		ACTUAL	ACTUAL	ACTUAL	BUDGET	BUDGET
		EXPENSES	EXPENSES	EXPENSES	FILED	PROPOSED
	EXPENDITURES					
	Salaries: Constable	-	-	-	-	-
	Incentive	-	-	-	-	-
	Longevity	-	-	-	-	-
	Cell Phone Allowance	-	-	-	-	-
	FICA	-	-	-	-	-
	Retirement	-	-	-	-	-
	Office Supplies	-	-	-	-	-
	Uniforms	-	-	-	-	-
	Equipment Purchases	-	-	-	-	-
	Conference/Education	-	-	-	-	-
	Constable #3 Expense Account	-	-	-	-	-
	Fuel & Oil	-	-	-	-	-
	Auto Repairs & Maintenance	-	-	-	-	-
	Auto Purchase	-	-	-	-	-
	TOTAL EXPENDITURES	-	-	-	-	-
	Increase/(Decrease) in Budget					-

#424 CONSTABLE 4					
	FY 2015	FY 2016	FY 2017	FY 2018	FY 2019
	ACTUAL	ACTUAL	ACTUAL	BUDGET	BUDGET
	EXPENSES	EXPENSES	EXPENSES	FILED	PROPOSED
EXPENDITURES					
Salaries: Constable	36,526	38,352	38,352	38,352	38,352
Cell Phone Allowance	600	600	638	600	600
Meal Reimbursement					100
Longevity	720	840	1,607	2,374	3,501
Retirement	3,018	3,037	2,800	2,720	2,834
FICA	2,468	2,674	2,844	3,161	3,248
Fuel and Oil	2,236	1,564	1,618	6,000	6,000
Equipment Repairs/Maintenance	468		132		
Conference/Education	37		59	1,500	1,500
Auto Repairs/Maintenance	142	1,685	432	1,500	1,500
CopSync	-	1,660	931	1,000	1,000
Uniform Allowance	-		255	300	300
Auto Purchase/Lease	6,349	188	19,232	8,403	8,403
Equipment Purchases	1,199	458	2,756	2,000	2,000
Constable #4 Expense Account	-				
TOTAL EXPENDITURES	53,763	51,058	71,656	67,911	69,338
Increase/(Decrease) in Budget					1,427

#425 COUNTY SHERIFF					
	FY 2015	FY 2016	FY 2017	FY 2018	FY 2019
	ACTUAL	ACTUAL	ACTUAL	BUDGET	BUDGET
	EXPENSES	EXPENSES	EXPENSES	FILED	PROPOSED
EXPENDITURES					
Salaries: Sheriff	43,176	45,334	731,099	45,334	45,334
Salaries: Deputies	302,354	278,959		295,564	295,564
Salaries: Jailers	116,029	164,801		180,102	210,119
Salaries: Dispatchers	116,029	126,269		120,068	120,068
Salaries: Records Clerk	31,171	32,353		38,187	38,187
Salaries: Regular Part-time Staff	9,320	13,735	7,231	15,000	15,000
Salaries: Temporary Staff	68,905	64,026	59,819	75,000	75,000
Salaries: Overtime	-			43,582	45,000
Stipend			5,048		6,731
Meal Reimbursement					300
Incentive	10,734	11,258	11,550	13,650	17,500
Longevity	5,445	6,990	17,157	31,698	53,203
Certification Pay	10,650	10,875	10,800	10,800	10,800
Cell Phone Allowance	5,350	5,325	5,400	5,400	5,400
FICA	54,401	57,429	63,896	66,891	71,235
Retirement	51,847	53,042	53,750	52,620	56,358
0310 Office Supplies	5,053	4,859	4,815	6,000	5,000
0449 Office Machine/Furniture/Equipment Purchases	-	109		16,000	1,500
0331 Fuel & Oil	49,101	41,506	47,994	50,000	50,000
0333 Building & Equipment-Maintenance & Repairs	11,916	16,512	19,244	20,000	35,000
0450 Office Machine Repairs	143	99			1,000
0451 Telephone	7,217	7,160	6,941	7,500	7,500
0453 Conference / Education	5,237	5,814	6,009	8,000	7,500
0470 Office Equipment Lease	3,333	3,116	2,791	3,000	3,000
0471 Book In Management Software	32,352	35,592	35,592	36,000	36,000
0479 Subscriptions	4,729	4,767	3,543	5,475	5,500
0501 Ammunition	2,803	235	2,576	3,000	3,000
0502 Jail Operations	9,532	9,743	12,343	12,000	15,000
0503 Investigative Expense	5,038	942	2,235	5,000	5,000
0504 Inmate Meals	42,168	50,372	55,167	50,000	50,000
0505 Prisoner Transportation	2,326	945	232	2,000	2,000
0539 Mobile Data Terminal Units	8,530	9,191	9,170	9,375	9,400
0607 Auto Repairs/Maintenance	12,213	13,653	13,542	12,000	12,000
0614 Uniform Allowance	1,191	885	759	1,000	1,000
0616 Automobile Lease	70,981	99,172	76,128	44,000	62,000
0678 Equipment	12,797	11,403	12,463	15,000	15,000
1454 Deputies/Sheriff Expense Accounts	-				
Automobile Purchase	-				
TOTAL EXPENDITURES	1,112,071	1,186,471	1,277,294	1,299,247	1,392,200
Increase/(Decrease) in Budget					92,953

#426 INDIGENT HEALTH CARE						
	FY 2015	FY 2016	FY 2017	FY 2018	FY 2019	
	ACTUAL	ACTUAL	ACTUAL	BUDGET	BUDGET	
	EXPENSES	EXPENSES	EXPENSES	FILED	PROPOSED	
EXPENDITURES						
IHC Coordinator Salary	14,537	15,263	15,263	15,263	15,263	
Chief Deputy Salary	13,906	14,601	14,601	14,601	14,601	
Stipend		4,016	3,863	3,366	3,366	
Longevity	1,920	2,040	2,637	3,235	4,192	
Incentive	700	700	700	700	700	
Retirement	2,288	2,794	2,566	2,446	2,509	
FICA	2,480	2,679	2,826	2,843	2,916	
Office Supplies	34		133	250	250	
Office Equipment/Furniture Purchases	-		30	250	250	
IHC Administrative Expense	-		-			
IHC Payments	55,786	18,508	52,777	100,000	100,000	
Telephone	764	803	723	800	800	
Conference/Education	-			2,000	2,000	
Office Machine Lease	285	312	465	350	350	
IHC Software	12,708	12,708	12,708	12,708	12,708	
Subscriptions	600	600	600	600	600	
Miscellaneous Expenses	-					
TOTAL EXPENDITURES	106,008	75,024	109,892	159,411	160,504	
Increase/(Decrease) in Budget					1,094	

#427 COUNTY EXTENSION SERVICE						
		FY 2015	FY 2016	FY 2017	FY 2018	FY 2019
		ACTUAL	ACTUAL	ACTUAL	BUDGET	BUDGET
		EXPENSES	EXPENSES	EXPENSES	FILED	PROPOSED
EXPENDITURES						
	Salaries: Staff	12,109	12,054	8,922	12,480	12,480
	Salaries: County Agent	11,652	10,705	19,700	12,234	12,234
	Salaries: County Extension Agent	11,652	12,234		12,234	12,234
	Incentive	700	700	350	700	
	Longevity	4,440	4,590	3,854	-	365
	FICA	1,883	1,810	1,432	2,880	2,854
	Retirement	966	919	627	2,478	2,456
0310	Office Supplies	1,732	1,966	1,699	2,500	2,500
0449	Office Machine/Furniture Purchase	1,402	1,605	1,440	2,000	2,000
0450	Office Machine Repairs	-	-	-	250	250
0451	Telephone	1,588	1,618	1,413	2,000	3,400
0453	Conference / Education	-	-	-	-	-
0470	Office Machine Lease	1,531	1,451	1,617	1,800	1,800
0520	Extension Agent Expense Account	3,793	4,696	2,659	5,500	
0521	County Agent Expense Account	5,414	3,576	2,317	5,500	6,000
0607	Auto Repairs/Maint/Fuel	2,329	1,378	2,438	4,000	4,000
0616	Auto Lease/Purchase					15,000
	TOTAL EXPENDITURES	61,191	59,302	48,468	66,557	77,574
	Increase/(Decrease) in Budget					11,017

#428 Emergency Management/DHS						
		FY 2015	FY 2016	FY 2017	FY 2018	FY 2019
		ACTUAL	ACTUAL	ACTUAL	BUDGET	BUDGET
		EXPENSES	EXPENSES	EXPENSES	FILED	PROPOSED
EXPENDITURES						
0101	Salaries: County Services Coordinator	30,613	27,942	29,373	29,373	29,373
0105	Stipend		8,311	7,819	6,731	6,731
0110	Cell Phone Allowance	275	575	600	600	600
0113	Longevity	360			587	1,415
0114	Incentive	700	175	700	700	700
0115	Retirement	2,560	2,817	2,669	2,501	2,555
0116	FICA	2,261	2,831	2,945	2,906	2,970
0310	Office Supplies	573	378	368	600	600
0449	Office Machine/Furniture Purchases	512	4,564	868	3,600	1,500
0334	Equipment Repairs & Maintenance	220		250	500	500
0450	Office Machine Repairs	130			500	500
0451	Telephone	2,159	2,055	2,148	2,000	2,000
0453	Conference / Education	350	526	34	2,500	2,500
0470	Office Machine Lease	1,363	1,452	1,440	1,365	1,365
0471	Software	84	84	84	200	200
0489	County Repeater Station	-		1,297	2,340	2,340
0607	Automobile Repairs/Maint/Fuel	952	759	1,010	3,000	3,000
0670	Field Equipment Purchases	852	545	2,245	1,500	3,500
0677	EOC Expenses	-	317		200	200
TOTAL EXPENDITURES		43,964	53,331	53,850	61,704	62,549
Increase/(Decrease) in Budget						845

#429 Auditor						
		FY 2015	FY 2016	FY 2017	FY 2018	FY 2019
		ACTUAL	ACTUAL	ACTUAL	BUDGET	BUDGET
		EXPENSES	EXPENSES	EXPENSES	FILED	PROPOSED
EXPENDITURES						
0101	Salary: Auditor	52,500	55,372	55,125	55,125	55,125
0105	Stipend	-	7,652	-		
0114	Incentive	700	700	408	700	700
0113	Longevity	360	340		1,102	2,445
0115	Retirement	4,275	4,893	3,836	3,747	3,836
0116	FICA	4,073	4,821	4,152	4,271	4,271
0310	Office Supplies	157	153	182	200	200
0449	Office Machine/Furniture Purch	-			250	250
0450	Office Machine Repairs	-			250	250
0451	Telephone	788	855	827	800	800
0453	Conference/Education	2,201	1,547	2,494	3,000	3,000
0470	Office Machine Lease	-				
0471	Computer Software	8,000	8,000	8,000	8,000	8,000
	Auditor Expense Account	144			100	100
		73,198	84,333	75,024	77,545	78,976
	Increase/(Decrease) in Budget					1,431

#430 CITY COUNTY LIBRARY					
	FY 2015	FY 2016	FY 2017	FY 2018	FY 2019
	ACTUAL	ACTUAL	ACTUAL	BUDGET	BUDGET
	EXPENSES	EXPENSES	EXPENSES	FILED	PROPOSED
EXPENDITURES					
Salaries: Librarian	30,027	29,202	29,202	29,202	29,202
Salaries: Librarian Assistant Salary	-	1,860			
Salaries: Temporary Library Staff	1,675		1,446	6,524	8,000
Stipend					1,685
Longevity	2,160	2,280	2,863	3,448	-
Incentive	700	700		700	
Retirement	2,623	2,457		2,195	1,922
FICA	1,632	1,699		3,050	2,846
Holiday Library Supplement	15,000	15,000		15,000	15,000
TOTAL EXPENDITURES	53,817	53,198	33,511	60,119	58,655
Increase/(Decrease) in Budget					(1,465)

#431 JP 1						
		FY 2015	FY 2016	FY 2017	FY 2018	FY 2019
		ACTUAL	ACTUAL	ACTUAL	BUDGET	BUDGET
		EXPENSES	EXPENSES	EXPENSES	FILED	PROPOSED
EXPENDITURES						
0101	Salaries: Justice of the Peace	40,500	42,524	71,726	42,524	42,524
0101	Salaries: Staff	27,810	29,202		29,202	29,202
0102	Salaries: Part Time Staff	1,535	480		1,200	
01050	Stipend			5,048	6,731	6,731
0110	Cell Phone Allowance					600
0113	Longevity	4,320	4,560	5,994	7,429	6,000
0114	Incentive	700	700	700	700	700
0115	Retirement	5,851	5,877	5,755	5,700	5,605
0116	FICA	5,602	5,801	6,360	6,716	6,560
0310	Office Supplies	1,624	2,575	2,405	4,500	5,200
0449	Office Machine/Furniture/ Equipment Purchases *	129	210		250	2,000
0450	Office Machine Repairs	-			100	100
0451	Telephone	1,653	1,801	1,849	2,000	2,000
0453	Conference / Education	564	546	561	750	2,500
0471	Case Management Software	2,758	2,758	2,758	2,800	5,700
1454	JP#1 Expense Account (Mileage)	150		69	500	1,500
TOTAL EXPENDITURES		93,196	97,034	103,225	111,101	116,923
Increase/(Decrease) in Budget						5,822

#432 JP 2					
	FY 2015	FY 2016	FY 2017	FY 2018	FY 2019
	ACTUAL	ACTUAL	ACTUAL	BUDGET	BUDGET
	EXPENSES	EXPENSES	EXPENSES	FILED	PROPOSED
EXPENDITURES					
Salaries: Justice of the Peace	35,666	4,129	28,088	37,451	37,451
Salaries: Staff	6,683	179		-	-
Stipend			5,048	6,731	6,731
Cell Phone Allowance	600	75	25	600	600
Longevity	1,320	180		-	869
Incentive	-				
Retirement	3,532	349	2,215	2,948	3,005
FICA	3,362	347	2,635	3,426	3,492
Office Supplies	1,354		298	2,500	2,500
Office Machine/Furniture/Equipment Purch.	441		424	750	750
Office Equipment Repairs	-		-	1,000	1,000
Telephone	1,220	1,130	1,103	1,500	1,500
JP #2 Expense Account	653	55		1,200	1,200
Conference / Education	584		1,392	2,000	2,000
Software	3,465	3,465	3,176	3,465	3,465
TOTAL EXPENDITURES	58,880	9,909	44,404	63,571	64,563
Increase/(Decrease) in Budget					993

#433 JP 3						
		FY 2015	FY 2016	FY 2017	FY 2018	FY 2019
		ACTUAL	ACTUAL	ACTUAL	BUDGET	BUDGET
		EXPENSES	EXPENSES	EXPENSES	FILED	PROPOSED
EXPENDITURES						
	Salaries: Justice of the Peace	4,042	4,244	4,244	4,244	4,244
	Stipend			5,048	6,731	6,731
	Incentive	-				
	Longevity	90		85	170	615
	Retirement	330	324	636	734	763
	FICA	271	250	743	853	887
	Office Supplies	-			250	250
	Office Equipment	-		231		
	Office Equipment Repairs	-				
	Conference / Education	1,787	584	401	500	500
	JP Expense Account	-		107		
	TOTAL EXPENDITURES	6,520	5,402	11,495	13,482	13,990
	Increase/(Decrease) in Budget					508

#434 JP 4					
	FY 2015	FY 2016	FY 2017	FY 2018	FY 2019
	ACTUAL	ACTUAL	ACTUAL	BUDGET	BUDGET
	EXPENSES	EXPENSES	EXPENSES	FILED	PROPOSED
EXPENDITURES					
Salaries: Justice of the Peace	33,392	35,062	35,062	35,062	35,062
Stipend				-	-
Cell Phone Allowance	600	600	600	600	600
Incentive	-				
Longevity	840	960	1,661	2,362	3,424
Retirement	2,778	2,795	2,576	2,503	2,573
FICA	2,664	2,802	2,955	2,909	2,990
Office Supplies	81	300	248	1,400	1,400
Office Machine/Furniture Purchases	-		744	1,000	1,000
Office Machine Repairs	-			750	750
Telephone	1,322	1,284	1,183	1,375	1,375
Conference / Education	584	574	2,057	1,500	1,800
Software	513	513	513	1,000	1,000
Rent & DSL Internet Service	1,980	1,980	2,235	3,000	3,000
JP#4 Expense Account	149		663	900	900
TOTAL EXPENDITURES	44,903	46,870	50,497	54,361	55,873
Increase/(Decrease) in Budget					1,512

#435 MUSEUM					
	FY 2015 ACTUAL EXPENSES	FY 2016 ACTUAL EXPENSES	FY 2017 ACTUAL EXPENSES	FY 2018 BUDGET FILED	FY 2019 BUDGET PROPOSED
EXPENDITURES					
Salaries: Museum Staff	3,276	2,226	2,446		
FICA	250	170	187	-	-
Advertising				1,000	1,000
Historical Displays				3,000	
Museum Utilities	579	435	422	750	750
TOTAL EXPENDITURES	4,105	2,831	3,055	4,750	1,750
Increase/(Decrease) in Budget					(3,000)

#436 VETERANS' AFFAIRS					
	FY 2015	FY 2016	FY 2017	FY 2018	FY 2019
	ACTUAL	ACTUAL	ACTUAL	BUDGET	BUDGET
	EXPENSES	EXPENSES	EXPENSES	FILED	PROPOSED
EXPENDITURES					
Regular Part-time Salaries	-	5,950	4,797	6,000	
Retirement	-	455	231		
FICA	-	455	291		
Office Supplies	-	160	154	250	250
Telephone	-	945	955	850	850
Equipment Purchases	-	200		200	200
VA Expense Account				2,000	8,000
TOTAL EXPENDITURES	-	8,165	6,428	9,300	9,300
Increase/(Decrease) in Budget					-

#437 OTHER DEPARTMENTS					
	FY 2015	FY 2016	FY 2017	FY 2018	FY 2019
	ACTUAL	ACTUAL	ACTUAL	BUDGET	BUDGET
	EXPENSES	EXPENSES	EXPENSES	FILED	PROPOSED
EXPENDITURES					
Regular Part Time Salary	3,600	2,400			
Holliday Act. Building Mgr Salary	14,544	15,271	15,271	15,271	15,271
Stipend			5,048	6,731	6,731
Longevity	1,920	2,040	2,346	3,316	3,316
Incentive	350	700	350	350	350
Retirement	1,630	1,560	1,580	0	1,247
FICA	1,536	1,550	1,929	1,449	1,449
Local Registrar - Conference/Education	-			-	
TOTAL EXPENDITURES	23,580	23,521	26,524	27,117	28,363
Increase/(Decrease) in Budget					1,246

The State of Texas

County of Archer

North Central Texas – Created 1858 – Organized 1880

FY 2019

Road & Bridge Funds

SUMMARY-ALL PRECINCT FUNDS					
	FY 2015	FY 2016	FY 2017	FY 2018	FY 2019
	ACTUAL	ACTUAL	ACTUAL	BUDGET	BUDGET
				FILED	PROPOSED
REVENUES					
Current Ad Valorem Tax	783,954	798,539	756,670	917,698	914,941
Delinquent Ad Valorem Tax	26,581	26,764	20,007	20,000	20,000
Gross Weight & Axle Weight Revenue	43,420	41,677	32,512	35,000	35,000
Highway Tax	337,020	335,760	331,807	315,000	315,000
Interest Income	44	32	-	30	30
Machinery and Material Sale	1,500	2,451	257	-	-
Optional R & B Fee	90,388	91,232	92,896	85,000	85,000
Miscellaneous Income	12,191	13,000	20,797	10,000	10,000
Insurance Claim Proceeds	-	-	-	-	-
Lateral Road Allocations	19,400	14,544	14,544	20,000	20,000
Capital Lease Proceeds	-	-	-	-	-
Precinct 4 Relocation - Move Reimbursement	33,000	-	-	-	-
TOTAL REVENUES	1,314,498	1,323,999	1,269,490	1,402,728	1,399,971
Budgeted Transfer In From Reserves (Cash Balance, Beginning of Year)				445,996	578,367
TOTAL RESOURCES AVAILABLE				1,848,724	1,978,338
EXPENDITURES					
Salaries: Commissioner	162,000	168,072	436,009	170,097	170,097
Salaries: Roadhands	325,291	372,754	112,222	342,034	342,034
Salaries: Temporary / Extra Help	5,612	4,043	4,169	20,500	14,500
Stipend	-	16,066	18,784	13,463	6,731
Salaries: Travel Allowance and other allowances	40,000	40,000	40,000	40,000	40,000
Cell Phone Allowance	2,400	2,400	2,400	2,400	2,400
Longevity	16,920	18,360	25,567	35,094	44,641
Incentive	5,775	6,037	7,000	6,300	6,300
Retirement	44,418	48,055	44,392	40,113	40,298
FICA	41,591	46,681	48,718	45,673	45,399
Medical & Dental Insurance	142,522	145,222	64,184	135,332	136,003
Cancer and Life Insurance	4,430	4,954	2,081	5,292	5,292
Inmate Work Crew	-	966	5,383	11,500	9,000
Fuel and Oil	128,520	109,521	111,949	138,500	143,500
Equipment/Machine Purchase	1,223	549,763	2,675	68,500	18,500
Repair/Maintenance: Buildings	6,988	110	403	1,750	1,750
Repair/Maintenance: Equipment	79,436	102,963	96,429	93,195	98,195
Utilities	7,712	7,108	7,003	8,150	8,150
Road Base Materials	117,252	203,826	212,439	189,000	189,000
Bridge/Culverts Materials	9,392	17,596	17,336	19,000	19,000
Chemicals - Right of Way	820	4,091	1,728	3,250	3,250
Operating Supplies	4,821	5,116	6,333	9,500	9,500
Special Projects	394	2,844	23,636	315,995	493,711
Equipment Lease	35,269	65,406	72,406	72,437	72,437
Signs	23,050	52,777	1,149	29,650	26,650
Equipment Repayment	15,022	279	-	13,500	13,500
Telephone	1,733	2,127	2,355	3,000	3,000
Conference/Education	2,790	4,955	6,651	8,000	8,000
Miscellaneous Expenses	170	11	339	2,500	2,500
Contract Work - Hauling	8,533	3,516	-	5,000	5,000
CERTZ Offset	-	(154,461)	-	-	-
Time Warrant Payment	-	-	-	-	-
Budgeted Transfer Out - CETRZ Fund	65,599	28,102	-	-	-
Precinct 4 Relocation	17,888	-	-	-	-
	-	-	-	-	-
TOTAL:	1,317,571	1,879,260	1,373,740	1,848,724	1,978,338
Cash Balance, End of Year					(0)
Increase/(Decrease) in Budget					129,614

PRECINCT 1 ALL FUNDS					
	FY 2015	FY 2016	FY 2017	FY 2018	FY 2019
	ACTUAL	ACTUAL	ACTUAL	BUDGET	BUDGET
				FILED	PROPOSED
REVENUES					
Current Ad Valorem Tax	172,470	175,769	166,468	201,893	201,287
Delinquent Ad Valorem Tax	5,848	5,797	4,413	4,400	4,400
Interest Income	11	8		8	8
Miscellaneous Income	3,068	3,234	5,263	2,500	2,500
Gross Weight & Axle Weight Revenue	10,855	10,419	8,128	8,750	8,750
Highway Tax	84,255	83,940	82,951	78,750	78,750
Optional R & B Fee	22,597	22,808	23,224	21,250	21,250
Lateral Road/Fund 14	4,850		4,848	5,000	5,000
Machinery and Material Sale	-			-	-
Insurance Claim Proceeds	2,251	4,848		-	-
Capital Lease Proceeds		149,065			
TOTAL REVENUES	306,205	455,888	295,295	322,551	321,945
Budgeted Transfer In From Reserves (Cash Balance, Beginning of Year)				97,359	174,798
TOTAL RESOURCES AVAILABLE				419,910	496,743
EXPENDITURES					
101 Salaries: Commissioner	40,500	40,500	117,686	42,524	42,524
102 Salaries: Roadhands	71,582	71,582		75,162	75,162
103 Salaries: Temporary / Extra Help	550	4,043	4,169		
105 Stipend			8,380	6,731	6,731
109 Salaries: Travel Allowance and other allowances	10,000	10,000	10,000	10,000	10,000
110 Cell Phone Allowance	600	600	600	600	600
113 Longevity	6,480	6,840	5,442	7,796	9,366
114 Incentive	1,400	1,400	1,400	1,400	1,400
115 Retirement	10,763	10,448	9,921	9,493	9,596
116 FICA	9,893	10,188	11,291	11,032	11,152
117 Medical & Dental Insurance	29,383	33,959	10,352	22,555	22,667
118 Cancer and Life Insurance	1,129	1,130	400	1,134	1,134
323 Inmate Work Crew	-	-	815	500	500
331 Fuel and Oil	21,670	22,749	17,872	32,500	32,500
332 Equipment/Machine Purchase	-	1,072	2,102	18,000	18,000
333 Repair/Maintenance: Buildings	6,879	-	82	250	250
334 Repair/Maintenance: Equipment	19,252	28,998	26,019	30,000	30,000
335 Utilities	2,575	2,489	2,273	2,400	2,400
336 Road Base Materials	20,905	99,049	46,973	49,000	49,000
337 Bridge/Culverts Materials	-	2,382	3,670	5,000	5,000
338 Chemicals - Right of Way	-	2,400		500	500
339 Operating Supplies	1,820	951	1,909	2,000	2,000
340 Special Projects	-	442	80	65,145	140,072
348 Equipment Lease	269	30,406	15,406	22,437	22,437
441 Signs	306	777	385	250	250
445 Equipment Repayment	-	-			
451 Telephone	-	480	448	500	500
453 Conference/Education	2,085	1,215	2,445	2,000	2,000
577 Miscellaneous Expenses	-	11	278	1,000	1,000
Contract Work - Hauling	-	-		-	
CERTZ Offset	-	-		-	
Time Warrant Payment	-	-		-	
Budgeted Transfer Out - CETRZ Fund	-	28,102	-		
TOTAL:	258,041	412,213	300,398	419,910	496,742
Cash Balance, End of Year					0
Increase/(Decrease) in Budget					76,833

PRECINCT 2 ALL FUNDS						
		FY 2015	FY 2016	FY 2017	FY 2018	FY 2019
		ACTUAL	ACTUAL	ACTUAL	BUDGET	BUDGET
					FILED	PROPOSED
REVENUES						
Current Ad Valorem Tax		203,828	207,590	196,734	238,601	237,885
Delinquent Ad Valorem Tax		6,911	6,989	5,198	5,200	5,200
Gross Weight & Axle Weight Revenue		10,855	10,419	8,128	8,750	8,750
Highway Tax		84,255	83,940	82,951	78,750	78,750
Interest Income		11	8		8	8
Machinery and Material Sale		600	200		-	-
Optional R & B Fee		22,597	22,808	23,224	21,250	21,250
Miscellaneous Income		3,041	3,234	5,178	2,500	2,500
Insurance Claim Proceeds		6,097	-		-	-
Lateral Road Allocations		4,850	4,848	4,848	5,000	5,000
Capital Lease Proceeds			241,124			
TOTAL REVENUES		343,045	581,160	326,261	360,059	359,342
Budgeted Transfer In From Reserves (Cash Balance, Beginning of Year)					12,368	51,566
TOTAL RESOURCES AVAILABLE					372,427	410,908
EXPENDITURES						
101 Salaries: Commissioner		40,500	42,524	42,524	42,524	42,524
102 Salaries: Roadhands		71,776	110,550	112,222	76,430	76,430
103 Salaries: Temporary / Extra Help		5,062			8,000	2,000
105 Stipend			8,033	7,726		
109 Salaries: Travel Allowance and other allowances		10,000	10,000	10,000	10,000	10,000
110 Cell Phone Allowance		600	600	600	600	600
113 Longevity		3,240	3,480	6,575	8,238	11,697
114 Incentive		1,342	1,137	2,100	1,400	1,400
115 Retirement		10,173	13,466	12,566	9,162	9,390
116 FICA		9,833	13,165	13,724	11,260	11,066
117 Medical & Dental Insurance		33,901	36,310	16,722	33,833	34,001
118 Cancer and Life Insurance		786	1,325	578	1,512	1,512
CERTZ Match			24,188			
323 Inmate Work Crew		-	885	1,858	5,000	5,000
331 Fuel and Oil		29,301	29,506	34,390	35,000	35,000
332 Equipment/Machine Purchase		276	241,484	288	500	500
333 Repair/Maintenance: Buildings		-		321	500	500
334 Repair/Maintenance: Equipment		26,458	36,392	34,840	20,000	20,000
335 Utilities		1,669	1,337	1,517	1,500	1,500
336 Road Base Materials		38,596	46,437	61,810	60,000	60,000
337 Bridge/Culverts Materials		1,151	7,943	2,606	5,000	5,000
338 Chemicals - Right of Way		75	446	657	1,500	1,500
339 Operating Supplies		540	852	1,057	1,000	1,000
340 Special Projects		252	607	250	3,566	44,388
348 Equipment Lease		10,000	10,000	10,000	15,000	15,000
441 Signs		744	-	111	400	400
445 Equipment Repayment		15,000	-		12,500	12,500
451 Telephone		457	516	362	500	500
453 Conference/Education		225	1,196	1,446	2,000	2,000
577 Miscellaneous Expenses		117	-	61	500	500
Contract Work - Hauling		8,533	3,516		5,000	5,000
CERTZ Offset		-	(35,225)			
Time Warrant Payment		-				
Budgeted Transfer Out - CETRZ Fund		26,679				
TOTAL:		347,286	610,670	376,911	372,426	410,908
Cash Balance, End of Year						(0)
Increase/(Decrease) in Budget						38,482

PRECINCT 3 ALL FUNDS					
	FY 2015 ACTUAL	FY 2016 ACTUAL	FY 2017 ACTUAL	FY 2018 BUDGET FILED	FY 2019 BUDGET PROPOSED
REVENUES					
Current Ad Valorem Tax	203,828	207,590	196,734	238,601	237,885
Delinquent Ad Valorem Tax	6,911	6,989	5,198	5,200	5,200
Gross Weight & Axle Weight Revenue	10,855	10,419	8,128	8,750	8,750
Highway Tax	84,255	83,940	82,954	78,750	78,750
Interest Income	11	8		8	8
Machinery and Material Sale	900	2,251		-	-
Optional R & B Fee	22,597	22,808	23,224	21,250	21,250
Miscellaneous Income	3,041	3,234	5,178	2,500	2,500
Insurance Claim Proceeds	-	-		-	-
Lateral Road Allocations	4,850	4,848	4,848	5,000	5,000
Capital Lease Proceeds		256,628			
TOTAL REVENUES	337,248	598,715	326,264	360,059	359,342
Budgeted Transfer In From Reserves (Cash Balance, Beginning of Year)				179,448	215,216
TOTAL RESOURCES AVAILABLE				539,507	574,558
EXPENDITURES					
101 Salaries: Commissioner	40,500	42,524	118,955	42,524	42,524
102 Salaries: Roadhands	72,791	76,611		76,430	76,430
103 Salaries: Temporary / Extra Help	-			10,000	10,000
105 Stipend		8,033	2,678	6,731	-
109 Salaries: Travel Allowance and other allowances	10,000	10,000	10,000	10,000	10,000
110 Cell Phone Allowance	600	600	600	600	600
113 Longevity	4,080	4,440	6,819	9,198	9,897
114 Incentive	1,400	1,400	1,400	1,400	1,400
115 Retirement	10,317	10,945	9,722	9,669	9,272
116 FICA	9,361	10,535	10,622	9,488	8,996
117 Medical & Dental Insurance	33,959	27,104	15,170	33,833	34,001
118 Cancer and Life Insurance	1,104	1,071	473	1,134	1,134
CERTZ Match		36,476			
323 Inmate Work Crew	-		1,459	5,000	2,500
331 Fuel and Oil	30,604	28,509	31,563	45,000	50,000
332 Equipment/Machine Purchase	330	283,951		50,000	
333 Repair/Maintenance: Buildings	-	110		500	500
334 Repair/Maintenance: Equipment	13,937	16,349	17,758	20,000	25,000
335 Utilities	1,834	1,561	1,448	1,750	1,750
336 Road Base Materials	35,265	33,567	76,509	60,000	60,000
337 Bridge/Culverts Materials	5,617	5,409	6,491	5,000	5,000
338 Chemicals - Right of Way	91	725	535	750	750
339 Operating Supplies	913	1,671	1,300	1,500	1,500
340 Special Projects	-	1,034		99,000	183,304
348 Equipment Lease	25,000	25,000	25,000	35,000	35,000
441 Signs	-		384	2,000	2,000
445 Equipment Repayment	-				
451 Telephone	781	704	759	1,000	1,000
453 Conference/Education	245	1,144	395	2,000	2,000
577 Miscellaneous Expenses	-				
Contract Work - Hauling	-				
CERTZ Offset	-	(40,328)		-	-
Time Warrant Payment	-			-	-
Budgeted Transfer Out - CETRZ Fund	15,261			-	-
TOTAL:	313,990	589,145	340,040	539,508	574,558
Cash Balance, End of Year					(0)
Increase/(Decrease) in Budget					35,050

PRECINCT 4 ALL FUNDS					
	FY 2015 ACTUAL	FY 2016 ACTUAL	FY 2017 ACTUAL	FY 2018 BUDGET FILED	FY 2019 BUDGET PROPOSED
REVENUES					
Current Ad Valorem Tax	203,828	207,590	196,734	238,601	237,885
Delinquent Ad Valorem Tax	6,911	6,989	5,198	5,200	5,200
Gross Weight & Axle Weight Revenue	10,855	10,420	8,128	8,750	8,750
Highway Tax	84,255	83,940	82,951	78,750	78,750
Interest Income	11	8		8	8
Machinery and Material Sale	-	-	257	-	-
Optional R & B Fee	22,597	22,808	23,224	21,250	21,250
Miscellaneous Income	3,041	3,298	5,178	2,500	2,500
Insurance Claim Proceeds	-	1,494		-	-
Lateral Road Allocations	4,850	4,848		5,000	5,000
Capital Lease Proceeds		22,786			
Sale of Land	26,556			-	-
Precinct 4 Relocation - Move Reimbursement	33,000			-	-
TOTAL REVENUES	395,904	364,181	321,670	360,059	359,342
Budgeted Transfer In From Reserves (Cash Balance, Beginning of Year)				156,821	136,787
TOTAL RESOURCES AVAILABLE				516,880	496,129
EXPENDITURES					
101 Salaries: Commissioner	40,500	42,524	156,844	42,524	42,524
102 Salaries: Roadhands	109,142	114,011		114,011	114,011
103 Salaries: Temporary / Extra Help	-	-		2,500	2,500
105 Stipend	-	-		-	-
109 Salaries: Travel Allowance and other allowances	10,000	10,000	10,000	10,000	10,000
110 Cell Phone Allowance	600	600	600	600	600
113 Longevity	3,120	3,600	6,731	9,861	13,681
114 Incentive	1,633	2,100	2,100	2,100	2,100
115 Retirement	13,165	13,196	12,183	11,789	12,040
116 FICA	12,504	12,793	13,081	13,892	14,184
117 Medical & Dental Insurance	45,279	47,849	21,940	45,111	45,334
118 Cancer and Life Insurance	1,411	1,428	630	1,512	1,512
CERTZ Match		28,770			
323 Inmate Work Crew	-	81	1,251	1,000	1,000
331 Fuel and Oil	46,945	28,757	28,124	26,000	26,000
332 Equipment/Machine Purchase	617	23,256	285	-	-
333 Repair/Maintenance: Buildings	109	-		500	500
334 Repair/Maintenance: Equipment	19,789	21,224	17,812	23,195	23,195
335 Utilities	1,634	1,721	1,765	2,500	2,500
336 Road Base Materials	22,486	24,773	27,147	20,000	20,000
337 Bridge/Culverts Materials	2,624	1,862	4,569	4,000	4,000
338 Chemicals - Right of Way	654	520	536	500	500
339 Operating Supplies	1,548	1,642	2,067	5,000	5,000
340 Special Projects	142	761	23,306	148,284	125,947
445 Equipment Repayment	-	-	22,000		
348 Equipment Lease	22,000	52,000	269	27,000	24,000
411 Signs	22	279		1,000	1,000
451 Telephone	495	427	786	1,000	1,000
453 Conference/Education	235	1,400	2,365	2,000	2,000
577 Miscellaneous Expenses	53	-		1,000	1,000
Contract Work - Hauling		-			
CERTZ Offset		(78,908)			
Time Warrant Payment	-			-	-
Budgeted Transfer Out - CETRZ Fund	23,659			-	-
Precinct 4 Relocation	17,888			-	-
TOTAL:	398,254	356,666	356,391	516,880	496,129
Cash Balance, End of Year					(0)
Increase/(Decrease) in Budget					(20,751)

The State of Texas

County of Archer

North Central Texas – Created 1858 – Organized 1880

FY 2019

Special Revenue Funds

#45	FLOOD PLAIN PROGRAM FUND					
		FY 2015 ACTUAL	FY 2016 ACTUAL	FY 2017 ACTUAL	FY 2018 BUDGET FILED	FY 2019 BUDGET PROPOSED
	REVENUES:					
	Flood Plain Application Fees	500	900	2,300	2,100	2,500
	TOTAL REVENUES	500	900	2,300	1,500	2,500
	Budgeted Transfer In From Reserves				2,500	2,864
	TOTAL RESOURCES AVAILABLE				4,000	5,364
	EXPENDITURES:					
	Office Supplies	-	-	-		
	Consultant Contract	-	-	200	1,500	1,500
	Software	-	-	-		
	Miscellaneous Expenses	-	-	-		
	Office Machines/Furniture Purchases	-	-	-		
	Telephone	-	-	-		
	Conference/Education	-	-	-	1,000	1,000
	I-Info License	2,864	2,864		1,500	2,864
	TOTAL:	2,864	2,864	200	4,000	5,364
	Estimated Cash Balance, Beginning of Year					3,000
	Estimated Cash Balance, End of Year					136

#46	COUNTY JUDGE JUDICIARY FUND					
		FY 2015 ACTUAL	FY 2016 ACTUAL	FY 2017 ACTUAL	FY 2018 BUDGET FILED	FY 2019 BUDGET PROPOSED
	REVENUES:					
	Excess Supplement	198	-	-	200	200
	TOTAL REVENUES	198	-	-	200	200
	Budgeted Transfer In From Reserves				3,050	3,050
	TOTAL RESOURCES AVAILABLE				3,250	3,250
	EXPENDITURES:					
	Equipment Purchases	280	-	-	500	500
	Software	-	-	-	-	-
	Conference/Education	1,490	-	-	750	750
	Court Reporter	-	-	-	500	500
	Miscellaneous Court Related Expenses	-	-	-	1,500	1,500
	TOTAL:	1,770	-	-	3,250	3,250
	Estimated Cash Balance, Beginning of Year					3,050
	Estimated Cash Balance, End of Year					-

#47	COUNTY CLERK TECHNOLOGY FUND					
		FY 2015 ACTUAL	FY 2016 ACTUAL	FY 2017 ACTUAL	FY 2018 BUDGET FILED	FY 2019 BUDGET PROPOSED
	REVENUES:					
	County Clerk Technology Revenue	213	319	253	525	525
	TOTAL:	213	319	253	525	525
	EXPENDITURES:					
	Office Software	-	-	-		
	Office Equipment Purchases	-	-	-		
	Conference/Education	-	-	-	750	750
	TOTAL:	-	-	-	750	750
	Cash Balance, Beginning of Year					2,325
	Cash Balance, End of Year					2,100

#48	ELECTIONS FUND					
		FY 2015 ACTUAL	FY 2016 ACTUAL	FY 2017 ACTUAL	FY 2018 BUDGET FILED	FY 2019 BUDGET PROPOSED
	REVENUES:					
	HAVA Grant	-	-	-	-	-
	Contracted Entity Fee Revenues	1,800	8,775	1,358	8,800	8,800
	Equipment Rental Revenue	-	520	-	520	520
	Delivery and Setup	-	2,375	450	2,375	2,375
	Election Kits Reimbursement	473	935	270	935	935
	TOTAL REVENUES	2,273	12,605	2,078	12,630	12,630
	Budgeted Transfer In From Reserves				21,673	13,720
	TOTAL RESOURCES AVAILABLE				18,458	26,350
	EXPENDITURES:					
	Election Staff Salaries (Judges & Clerks)	-	-	-	12,000	12,000
	Interpretors	-	-	-	-	-
	Voting Equipment Delivery/Pickup	-	-	-	-	-
	Equipment Purchases	-	3,882	-	9,500	9,500
	Equipment Repairs/Maintenance	-	-	3,020	-	3,000
	Election Kits	398	-	1,446	1,500	-
	Equipment Lease	-	-	-	-	-
	Education/Training	-	-	-	-	-
	Software	840	858	954	954	1,750
	Polling Place Rent	-	-	-	-	-
	Miscellaneous Expenses	-	-	-	100	100
	Mileage Reimbursements	-	-	-	-	-
	TOTAL:	1,238	4,740	5,420	24,054	26,350
	Estimated Cash Balance, Beginning of Year					13,720
	Estimated Cash Balance, End of Year					-

#49	FEMA FIRE DEPT GRANT					
		FY 2015 ACTUAL	FY 2016 ACTUAL	FY 2017 ACTUAL	FY 2018 BUDGET FILED	FY 2019 BUDGET PROPOSED
	REVENUES:					
	Fema Grant Allocations	-	-	-	-	-
	TOTAL:	-	-	-	-	-
	EXPENSES:					
	Grant Disbursements to VFD's	-	-	-	-	-
	TOTAL:	-	-	-	-	-
	Estimated Cash Balance, Beginning of Year					-
	Estimated Cash Balance, End of Year					-

#50	DISTRICT CLERK TECHNOLOGY FUND					
		FY 2015 ACTUAL	FY 2016 ACTUAL	FY 2017 ACTUAL	FY 2018 BUDGET FILED	FY 2019 BUDGET PROPOSED
	REVENUES:					
	District Clerk Technology Revenue	856	776		1,050	1,050
	TOTAL REVENUES	856	776	-	1,050	1,050
	Budgeted Transfer In From Reserves				322	4,422
	TOTAL RESOURCES AVAILABLE				1,372	5,472
	EXPENDITURES:					
	Office Software	-	-	-	972	972
	Office Equipment Purchases	770	1,026		4,500	4,500
	Office Machine Lease	-	-	-		
	TOTAL:	770	1,026	-	5,472	5,472
	Estimated Cash Balance, Beginning of Year					4,466
	Estimated Cash Balance, End of Year					44

#55	MISC. GRANTS					
		FY 2015	FY 2016	FY 2017	FY 2018	FY 2019
		ACTUAL	ACTUAL	ACTUAL	BUDGET	BUDGET
					FILED	PROPOSED
	REVENUES:					
	Sheriff - Tobacco Grant Revenue	-	-			
	Law Enforcement Education - LeoseTraining	1,733	1,398	2,465	1,800	1,800
	Homeland Security Grants	-	-			
	Leose Fund - Constable #4	-	-			
	J S Bridwell Grant	-	-			
	Nortex POD Grant (Health Dept. POD Site)	-	-			
	Emergency Management Grant	31,415	46,695	15,978	28,000	28,000
	W F Area Community Foundation Grant	15,503				
	Nortex Grants	-	-			
	TAC Employee Rewards	100	250	804	810	810
	Sheriff Office Donation Program	1,500	1,600	1,500	1,600	1,600
	Peace Officer Allocations-Constable	659				
	Criminal Justice Grant (CJD)	-	-			
	TOTAL REVENUES	50,910	49,943	20,747	32,210	32,210
	Budgeted Transfer In From Reserves				14,807	
	TOTAL RESOURCES AVAILABLE				47,926	32,210
	EXPENDITURES:					
	Sheriff Office Donation Program	1,000				
	Leose Fund - Sheriff Department	1,164	1,293	1,800	1,800	1,800
	Leose Fund - Constable #1	-	-			
	Homeland Security Expenses - Grants	-	-			
	Leose Fund-Constable #4	-	-	272		
	Deputy Sheriff Association Donation-Equipment	-	-			
	J S Bridwell Grant	-	-			
	Nortex POD Grant	-	-			
	Emergency Management Grant	-	-			
	W F Area Community Foundation Grant	-	13,453			
	TAC Employee Rewards	-	-			
	Nortex Grant	-	-			
	Criminal Justice Grant	-	-			
	Transfer Out to General Fund - EMG Grant Expenditures	28,388	31,373		28,000	28,000
	TOTAL:	30,552	46,119	2,072	29,800	29,800
	Estimated Cash Balance, Beginning of Year					44,000
	Estimated Cash Balance, End of Year					46,410

#56	DISTRICT COURT PRESERVATION FUND					
		FY 2015 ACTUAL	FY 2016 ACTUAL	FY 2017 ACTUAL	FY 2018 BUDGET FILED	FY 2019 BUDGET PROPOSED
	REVENUES:					
	District Clerk Preservation Revenue	1,485	1,480	1,600	1,400	1,400
	TOTAL REVENUES	1,485	1,480	1,600	1,400	1,400
	Budgeted Transfer In From Reserves				-	-
	TOTAL RESOURCES AVAILABLE				1,400	1,400
	EXPENDITURES:					
	District Court Preservation Expenses	-	-	-	1,400	1,400
	TOTAL:	-	-	-	1,400	1,400
	Estimated Cash Balance, Beginning of Year					11,500
	Estimated Cash Balance, End of Year					11,500

#57	VITALS ARCHIVE FUND					
		FY 2015	FY 2016	FY 2017	FY 2018	FY 2019
		ACTUAL	ACTUAL	ACTUAL	BUDGET	BUDGET
					FILED	PROPOSED
	REVENUES:					
	Vitals Archive Revenue	66	65	100	65	65
	Transfer from General Fund					3,600
	TOTAL:	66	65	100	65	3,665
	EXPENDITURES:					
	Vitals Archive Expenses	-	-	-	100	3,600
	TOTAL:	-	-	-	100	3,600
	Estimated Cash Balance, Beginning of Year					516
	Estimated Cash Balance, End of Year					581

#58	COUNTY COURT PRESERVATION FUND					
		FY 2015 ACTUAL	FY 2016 ACTUAL	FY 2017 ACTUAL	FY 2018 BUDGET FILED	FY 2019 BUDGET PROPOSED
	REVENUES:					
	County Court Preservation Revenue	420	590	660	500	500
	TOTAL:	420	590	660	500	500
	EXPENDITURES:					
	County Court Preservation Expenses	-	-	-	500	500
	TOTAL:	-	-	-	500	500
	Estimated Cash Balance, Beginning of Year					-
	Estimated Cash Balance, End of Year					-

#59	ON-SITE SEWAGE FACILITY (OSSF)					
		FY 2015	FY 2016	FY 2017	FY 2018	FY 2019
		ACTUAL	ACTUAL	ACTUAL	BUDGET	BUDGET
					FILED	PROPOSED
	REVENUES:					
	Permit Fee (County)	3,770	6,970	6,970	5,800	5,800
	Permit Fee (State)	170	285	230	200	200
	Inspection Fee - New	-	-			
	Inspection Fee - Existing	1,100		1,000		
	TOTAL REVENUES	5,040	7,255	8,200	6,000	6,000
	Budgeted Transfer In From Reserves				3,080	3,080
	TOTAL RESOURCES AVAILABLE				9,080	9,080
	EXPENDITURES:					
	OSSF Consultant Contract	-	7,830	9,440	4,500	4,500
	Permit Fee - State	100	100	240	200	200
	Certification Expense	-	-			
	Office Supplies	-	-			
	Conference/Education	-	-			
	Auto Purchase/Lease	-	4,380	4,380	4,380	4,380
	Equipment Purchase	-	-	-		
	TOTAL:	100	12,310	14,060	9,080	9,080
	Estimated Cash Balance, Beginning of Year					3,500
	Estimated Cash Balance, End of Year					420

#61	CRIMINAL COSTS TAX FUND					
		FY 2015	FY 2016	FY 2017	FY 2018	FY 2019
		ACTUAL	ACTUAL	ACTUAL	BUDGET	BUDGET
					FILED	PROPOSED
REVENUES:						
1240	Justice of the Peace Fees	94,276	94,402	101,229	100,000	100,000
1296	Vitals Archive Fee	-	-	-	-	-
1304	Birth Certificates	58	43	54	50	50
1305	Marriage Licenses	732	720	1,200	900	900
1306	Bail Bond Fees	4,125	3,705	4,500	3,500	3,500
1310	Victims of Crime Auxiliary Fund (Jury Donations)	54		60		
1311	Jury Donations - Fire Departments	444	294	432	300	300
1312	Jury Donations - Libraries	72	36	90	25	25
1314	Non-disclosure Fees	84	28	-	30	30
1316	Jury Donations - Service Centers	138	30	132		
1317	State Electronic Filing Fees	4,372	6,316	7,090	7,800	7,800
1318	Appellate Judicial System Fee	705	665	750		
2301	Clerks Fees	30,795	35,246	34,404	36,000	36,000
	Early Childhood Donation		5			
TOTAL:		135,855	141,485	149,941	148,605	148,605
EXPENDITURES:						
	Jury Donations - Service Centers	138				
826	Civil Fees	16,145	14,236	17,865	16,000	16,000
827	State Court Costs & Fees	111,210	92,922	114,573	122,000	122,000
828	Child Safety Seat and Seat Belt Fines	29		241		
	Jury Donations - Victims of Crime	54				
	Jury Donations - Fire Departments	444				
	Jury Donations - Libraries	72				
833	Drug Court Program	1,871	2,544	2,628	3,055	3,055
835	State Electronic Filing Fees	4,372	5,367	6,629	7,000	7,000
836	Appellate Judicial System Fee	705	570	710	800	800
837	Family Protection Fee	815	390	540	450	450
TOTAL:		135,855	116,029	143,186	149,305	149,305
	Estimated Cash Balance, Beginning of Year					10,000
	Estimated Cash Balance, End of Year					9,300

#62	RECOVERY FUND					
		FY 2015	FY 2016	FY 2017	FY 2018	FY 2019
		ACTUAL	ACTUAL	ACTUAL	BUDGET	BUDGET
					FILED	PROPOSED
	REVENUES:					
	Interest	2,232	1,354		1,500	1,500
	Tobacco Settlement Proceeds	4,206	3,000		3,000	3,000
	Wind Energy Revenues/App Fees	-	-	-	-	-
	TOTAL:	6,438	4,354	-	4,500	4,500
	EXPENDITURES:					
	Miscellaneous	-	-	-	-	-
	Transfer Out to Other Funds	-	-	-	-	-
	TOTAL:	-	-	-	-	-
	Estimated Cash Balance, Beginning of Year					600,000
	Estimated Cash Balance, End of Year					604,500

#63	LAW LIBRARY FUND					
		FY 2015 ACTUAL	FY 2016 ACTUAL	FY 2017 ACTUAL	FY 2018 BUDGET FILED	FY 2019 BUDGET PROPOSED
	REVENUES:					
	Clerk's Fees	4,935	4,655	5,250	4,900	4,900
	TOTAL REVENUES	4,935	4,655	5,250	4,900	4,900
	Budgeted Transfer In From Reserves				100	100
	TOTAL RESOURCES AVAILABLE				5,000	5,000
	EXPENDITURES:					
	Law Books	3,327	3,831	4,284	5,000	5,000
	TOTAL:	3,327	3,831	4,284	5,000	5,000
	Estimated Cash Balance, Beginning of Year					7,000
	Estimated Cash Balance, End of Year					6,900

#64	Records Management - Co. Clerk					
		FY 2015 ACTUAL	FY 2016 ACTUAL	FY 2017 ACTUAL	FY 2018 BUDGET FILED	FY 2019 BUDGET PROPOSED
	REVENUES:					
	Records Management-County Clerk	23,706	21,249	25,598	22,000	22,000
	Archive Fee	23,880	21,510	25,970	22,000	22,000
	TOTAL REVENUES	47,586	42,759	51,568	44,000	44,000
	Budgeted Transfer In From Reserves				7,717	50,923
	TOTAL RESOURCES AVAILABLE				51,717	94,923
	EXPENDITURES:					
	Temporary Part-Time Salaries	-	-	-	10,400	10,400
	FICA	-	-	-	796	796
	Equipment Purchases/Lease	3,760			3,600	50,000
	Software	28,728	28,728	28,728	31,912	31,912
	Records Management	-	-	-		
	Office Supplies	-	-	-	1,000	1,000
	Microfiche	142			2,000	
	Exavault Solution	450			1,250	
	Book Reduction	-	-	-		
	Electronic Backup	729	728	728	815	815
	TOTAL:	33,809	29,456	29,456	51,773	94,923
	Estimated Cash Balance, Beginning of Year					173,892
	Estimated Cash Balance, End of Year					122,969

#65	Records Management-Dist. Clerk					
		FY 2015 ACTUAL	FY 2016 ACTUAL	FY 2017 ACTUAL	FY 2018 BUDGET FILED	FY 2019 BUDGET PROPOSED
	REVENUES:					
	Records Management - District Clerk	943	791	825	800	800
	TOTAL:	943	791	825	800	800
	EXPENDITURES:					
	Records Management - District Clerk	729	729	729	1,000	1,000
	TOTAL:	729	729	729	1,000	1,000
	Estimated Cash Balance, Beginning of Year					10,000
	Estimated Cash Balance, End of Year					9,800

#67	Special Projects Fund					
		FY 2015	FY 2016	FY 2017	FY 2018	FY 2019
		ACTUAL	ACTUAL	ACTUAL	BUDGET	BUDGET
					FILED	PROPOSED
	REVENUES:					
	Repayment of Loans - Precincts	15,000			15,000	15,000
	Sale of Equipment/Property	2,625				
	Sale of Land - Precinct 4	-				
	FEMA Reimbursements	-	7,194			
	P.L. Pippin Memorial Donations	20				
	C.E.R.T. Donations	371				
	Unclaimed Property Capital Credit	613				
	Insurance Proceeds- Sheriff Vehicle	339				
	Insurance Proceeds- Constable #4 Tahoe Lease Payment	-	-			
	TOTAL REVENUES	18,968	7,194	-	15,000	15,000
	Budgeted Transfer In From Reserves				220,000	168,059
	TOTAL RESOURCES AVAILABLE				235,000	183,059
	EXPENDITURES:					
	P.L. Pippin Memorial Expenditures	-	853	295	300	
	C.E.R.T. Donation Expenditures	-	-	-	500	
	Unclaimed Property Capital Credit Expenditures	-	-	-		
	Administrative Expenses	-	-	-		
	Legal Fees	-	-	-		
	Equipment/Machine Purchase	-	-	-		
	AC Show Barn Water Project	5,396	-	-		
	Road Repairs-Flooding	-	74,569			
	Other Restoration-Repair Projects	-	48,400			
	Building Construction-Repairs	-	-	-		
	Annex Construction-Repairs	-	-	-		
	Courthouse Construction-Repairs	-	-	690		1,500
	Museum Construction-Repairs	-	-	-		
	Medical Bldgs Construction-Repairs	-	-	-		
	Precinct Equipment Purchases	28,866	-	-		
	Architectural Services	-	-	-		
	Special Trials	-	-	-		
	Investigative Expenses - Special	-	-	-		
	Industrial - Economic Development Marketing	-	-	-		
	Lease Payment - Constable #4 Tahoe	-	-	-		
	Sheriff Department - Repair of Vehicle	-	3,335			
	Miscellaneous Expenses	-	-	-		
	JP Software	-	-	-		
	Precinct 4 Relocation	41,685	-	-		
	Historical Markers	-	-	-		
	Contingency	-	-	16,401	222,580	181,559
	TOTAL:	75,947	127,157	17,386	223,380	183,059
	Estimated Cash Balance, Beginning of Year					168,059
	Estimated Cash Balance, End of Year					-

#68	COUNTY RECORDS MANAGEMENT FUND					
		FY 2015	FY 2016	FY 2017	FY 2018	FY 2019
		ACTUAL	ACTUAL	ACTUAL	BUDGET	BUDGET
					FILED	PROPOSED
	REVENUES:					
	County Records Management Revenue	2,909	3,562	3,164	3,500	3,500
	TOTAL REVENUES	2,909	3,562	3,164	3,500	3,500
	Budgeted Transfer In From Reserves				600	1,000
	TOTAL RESOURCES AVAILABLE				4,100	4,500
	EXPENDITURES:					
	County Records Management Expense	3,468	4,100	4,149	4,100	4,500
	TOTAL:	3,468	4,100	4,149	4,100	4,500
	Estimated Cash Balance, Beginning of Year					6,000
	Estimated Cash Balance, End of Year					5,000

#70	HOT CHECK PROCESSING FUND					
		FY 2015 ACTUAL	FY 2016 ACTUAL	FY 2017 ACTUAL	FY 2018 BUDGET FILED	FY 2019 BUDGET PROPOSED
	REVENUES:					
	Processing Fees Received	776	565	36	450	450
	Check Restitution Received	-	-	-	-	-
	Miscellaneous Revenues					
	Warrant Fee Received	-	-	-	-	-
	TOTAL REVENUES	776	565	36	450	450
	Budgeted Transfer In From Reserves				3,300	3,300
	TOTAL RESOURCES AVAILABLE				3,750	3,750
	EXPENDITURES:					
	Warrant Fees	-	-	-	-	-
	Law Books, Supplies, Attorney Expenses	499	-	-	250	250
	Conference-Education	1,842	-	-	1,500	1,500
	Miscellaneous	1,979	-	-	2,000	2,000
	TOTAL:	4,320	-	-	3,750	3,750
	Estimated Cash Balance, Beginning of Year					4,000
	Estimated Cash Balance, End of Year					700

#71	HOT CHECK - RESTITUTION FUND					
		FY 2015 ACTUAL	FY 2016 ACTUAL	FY 2017 ACTUAL	FY 2018 BUDGET FILED	FY 2019 BUDGET PROPOSED
	REVENUES:					
	Restitution received	3,415	2,399	917	1,000	1,000
	TOTAL:	3,415	2,399	917	1,000	1,000
	EXPENDITURES:					
	Restitution paid	8,058	4,137	-	1,000	1,000
	TOTAL:	8,058	4,137	-	1,000	1,000
	Estimated Cash Balance, Beginning of Year					1,500
	Estimated Cash Balance, End of Year					1,500

#72	SHERIFF'S DEPT - SEIZED FUNDS					
		FY 2015	FY 2016	FY 2017	FY 2018	FY 2019
		ACTUAL	ACTUAL	ACTUAL	BUDGET	BUDGET
					FILED	PROPOSED
	REVENUES:					
	Interest Income	18	10	3	-	-
	Seized Funds	-	4	474	-	-
	Seized Property Sales	-	-	-	-	-
	TOTAL REVENUES	18	14	477	-	-
	Budgeted Transfer In From Reserves				-	-
	TOTAL RESOURCES AVAILABLE				-	-
	EXPENDITURES:					
	Education - Training	-	-	-	-	-
	Equipment	7,473	6,029	16,810	-	-
	TOTAL:	7,473	6,029	16,810	-	-
	Estimated Cash Balance, Beginning of Year					650
	Estimated Cash Balance, End of Year					650

#73	COURT REPORTER FUND					
		FY 2015 ACTUAL	FY 2016 ACTUAL	FY 2017 ACTUAL	FY 2018 BUDGET FILED	FY 2019 BUDGET PROPOSED
	REVENUES:					
	Court Reporter Fees - District Court	855.00	1,140	1,275	1,100	1,100
	Court Reporter Fees - County Court	855	624	975	900	900
	TOTAL REVENUES	1,710	1,764	2,250	2,000	2,000
	Budgeted Transfer In From Reserves				2,155	2,155
	TOTAL RESOURCES AVAILABLE				4,155	4,155
	EXPENDITURES:					
	District Court Reporter Expenses	-	-	-	2,100	2,100
	County Court Reporter Expenses	-	-	-	2,055	2,055
	TOTAL	-	-	-	4,155	4,155
	Estimated Cash Balance, Beginning of Year					6,340
	Estimated Cash Balance, End of Year					4,185

#75	FIRE DEPT SUPPORT FUND					
		FY 2015	FY 2016	FY 2017	FY 2018	FY 2019
		ACTUAL	ACTUAL	ACTUAL	BUDGET	BUDGET
					FILED	PROPOSED
	REVENUES:					
	FEMA Disaster Relief	-	-	-	-	-
	Jury Donations - Fire Departments	-	-	-	-	-
	TOTAL REVENUES	-	-	-	-	-
	Budgeted Transfer In From Reserves	-	-	-		
	Budgeted Transfer In From Other Funds	56,300	56,300	56,300	56,300	56,300
	TOTAL RESOURCES AVAILABLE	56,300	56,300	56,300	56,300	56,300
	EXPENDITURES:					
	Jury Donations to Fire Departments	-	-	-	-	-
	Dozer Expense	-	-	-	3,000	3,000
	Fire Department Supplements	56,000	56,000	56,000	56,000	56,000
	Miscellaneous Expenses	-	299	539	540	540
	TOTAL:	56,000	56,299	56,539	59,540	59,540
	Estimated Cash Balance, Beginning of Year					4,300
	Estimated Cash Balance, End of Year					1,060

#85	MUSEUM FUND					
		FY 2015	FY 2016	FY 2017	FY 2018	FY 2019
		ACTUAL	ACTUAL	ACTUAL	BUDGET	BUDGET
					FILED	PROPOSED
	REVENUES:					
	Fix the "36" Donations		-		-	-
	Jack Loftin Memorial Donations	365	-		-	-
	Donations	200	387	181	500	500
	TOTAL REVENUES	565	387	181	500	500
	Budgeted Transfer In From Reserves				2,500	2,500
	TOTAL RESOURCES AVAILABLE				3,000	3,000
	Fix the "36" Expenditures	-	-	-	-	-
	Jack Loftin Memorial Expenditures	435			-	-
	Repairs	-			3,000	3,000
	Bldgs and Grounds Maintenance	65			-	-
	Office Supplies	-		240	-	-
	TOTAL:	500	-	240	3,000	3,000
	Estimated Cash Balance, Beginning of Year					3,410
	Estimated Cash Balance, End of Year					910

#87	TIME PAYMENT FUND					
		FY 2015 ACTUAL	FY 2016 ACTUAL	FY 2017 ACTUAL	FY 2018 BUDGET FILED	FY 2019 BUDGET PROPOSED
	REVENUES:					
	Time Payment Revenue (JP's 10%)	365	447	1,040	900	900
	TOTAL REVENUES	365	447	1,040	900	900
	Budgeted Transfer In From Reserves				2,100	2,100
	TOTAL RESOURCES AVAILABLE				3,000	3,000
	EXPENDITURES:					
	Office Equipment	-	-	-	3,000	3,000
	Computer Software	-	-	-	-	-
	Office Machine Lease	-	-	-	-	-
	TOTAL:	-	-	-	3,000	3,000
	Estimated Cash Balance, Beginning of Year					8,000
	Estimated Cash Balance, End of Year					5,900

#92	COURTHOUSE SECURITY - JP COURT					
		FY 2015	FY 2016	FY 2017	FY 2018	FY 2019
		ACTUAL	ACTUAL	ACTUAL	BUDGET	BUDGET
					FILED	PROPOSED
	REVENUES:					
	Justice Court Security Revenue	1,121	1,069	1,255	1,000	1,000
	TOTAL REVENUES	1,121	1,069	1,255	1,000	1,000
	Budgeted Transfer In From Reserves				500	2,000
	TOTAL RESOURCES AVAILABLE				1,500	3,000
	EXPENDITURES:					
	Salaries	-	-	-	-	-
0332	Security Equipment	-	-	14,344	1,500	1,500
0334	Security Equipment Repairs - Maintenance	-	-	-	-	1,500
	Signs-Identification Badges	-	-	-	-	-
	Software	-	-	-	-	-
	Education Expense	-	-	-	-	-
	TOTAL:	-	-	14,344	1,500	3,000
	Estimated Cash Balance, Beginning of Year					2,000
	Estimated Cash Balance, End of Year					-

#98	JUSTICE COURT TECHNOLOGY FUND					
		FY 2015 ACTUAL	FY 2016 ACTUAL	FY 2017 ACTUAL	FY 2018 BUDGET FILED	FY 2019 BUDGET PROPOSED
	REVENUES:					
	Justice Court Technology Revenue	4,567	4,332	4,992	4,000	4,000
	TOTAL REVENUES	4,567	4,332	4,992	4,000	4,000
	Budgeted Transfer In From Reserves				5,750	5,750
	TOTAL RESOURCES AVAILABLE				9,750	9,750
	EXPENDITURES:					
	Equipment	980	420	-	3,600	3,600
	Computer Software	6,150	6,150	4,717	6,150	6,150
	Office Machine Lease	-	-		-	
	TOTAL:	7,130	6,570	4,717	9,750	9,750
	Estimated Cash Balance, Beginning of Year					14,000
	Estimated Cash Balance, End of Year					8,250

#99	Courthouse Security-County					
		FY 2015 ACTUAL	FY 2016 ACTUAL	FY 2017 ACTUAL	FY 2018 BUDGET FILED	FY 2019 BUDGET PROPOSED
	REVENUES:					
	Courthouse Security Revenue	6,831	6,487	7,410	7,300	7,300
	TOTAL REVENUES	6,831	6,487	7,410	7,300	7,300
	Budgeted Transfer In From Reserves				56,959	56,959
	TOTAL RESOURCES AVAILABLE				64,259	64,259
	EXPENDITURES:					
	Regular Part-time Salaries	1,971	2,094	2,094	7,500	7,500
	Temporary Part-time Salaries	123			2,500	2,500
	FICA	151	160	260	765	765
	Retirement	156	159	143	494	494
	Unemployment	-				
	Bailiff/Contract	-				
	Security Equipment	25,310		3,145	50,000	50,000
	Security Equipment Repairs - Maintenance	-			1,500	1,500
	Signs - Identification Badges	-	52	-		
	Software	-				
	Conference -Education Expenses	565			1,500	1,500
	TOTAL:	28,276	2,465	5,642	64,259	64,259
	Estimated Cash Balance, Beginning of Year					67,282
	Estimated Cash Balance, End of Year					10,323

The State of Texas

County of Archer

North Central Texas – Created 1858 – Organized 1880

FY 2019

Debt Service Funds

#69	INTEREST AND SINKING FUND					
		FY 2015 ACTUAL	FY 2016 ACTUAL	FY 2017 ACTUAL	FY 2018 BUDGET FILED	FY 2019 BUDGET PROPOSED
	REVENUES:					
	Interest	178	174	470	325	325
	Ad Valorem Taxes - Current	421,250	405,409	453,897	396,748	406,389
	Ad Valorem Taxes - Del (2010 Fwd)	13,506	11,887	9,701	9,500	9,500
	Ad Valorem Taxes - Delinquent (Prior 2009)	183	285	96	300	300
	TOTAL:	435,117	417,755	464,164	406,873	416,514
	EXPENDITURES:					
	Administrative Fees	400	400	400	400	400
	Bond Payments -Principal	245,000	255,000	265,000	275,000	290,000
	Bond Payments -Interest	167,223	157,223	146,823	136,023	124,723
	TOTAL:	412,623	412,623	412,223	411,423	415,123
	Estimated Cash Balance, Beginning of Year					183,485
	Estimated Cash Balance, End of Year					184,876